



Skipping Through Winter!

Skip Counting
By 2's, 5's and 10's

created by

©Fluttering Through First Grade



Teacher Talk

Thank you for downloading our "skipping Through winter" skip counting BY 2's, 5's and 10's unit! We hope you will find the activities included in this seasonal download a great resource for helping your students meet essential patterned counting (AKA skip counting) benchmarks throughout the winter season.

We've included Teacher Notes below and easy to follow directions cards for each activity on the next page. We suggest storing each activity in its own bag or envelope along with the directions for students or class helpers and plenty of copies of each recording sheet for easy use in class. Work smarter, not harder! ☺


Teacher Notes

- *Print and laminate (optional) directions card (next page), and winter skip counting cards – BY 2's are snowmen, by 5's are snowflakes and by 10's are polar bears.
- *Cut apart the direction and winter skip counting cards along the dashed lines.
- *Students put numbers in order counting by 2's, 5's or 10's.
- *Provide students with a Number Grid for extra support.
- *Students use the appropriate recording sheet to record their skip counting skills.

If you have any questions, please feel free to email us at flutteringthroughfirstgrade@gmail.com
We'd love for you to come hang out on our blog too where we have more detailed descriptions of our products and freebies too!
www.flutteringthroughfirstgrade.com



Christy & Tammy



Winter 2's Skip Counting

Directions:

- Lay all the cards out in front of you, face up.
- Put the cards in order, counting by 2's
- Use the number cards to complete your recording sheet.

Common Core Content Standard:

1.O.A.5. Relate counting to addition and subtraction



©Fluttering Through First Grade, 2012

Winter 5's Skip Counting

Directions:

- Lay all the cards out in front of you, face up.
- Put the cards in order, counting by 5's
- Use the number cards to complete your recording sheet.



Common Core Content Standard:

1.O.A.5. Relate counting to addition and subtraction

©Fluttering Through First Grade, 2012

Winter 10's Skip Counting

Directions:

- Lay all the cards out in front of you, face up.
- Put the cards in order, counting by 10's
- Use the number cards to complete your recording sheet.

Common Core Content Standard:

1.O.A.5. Relate counting to addition and subtraction



©Fluttering Through First Grade, 2012



Number Grid



									0
1	2	3	4	5	6	7	8	9	10
11	12	13	14	15	16	17	18	19	20
21	22	23	24	25	26	27	28	29	30
31	32	33	34	35	36	37	38	39	40
41	42	43	44	45	46	47	48	49	50
51	52	53	54	55	56	57	58	59	60
61	62	63	64	65	66	67	68	69	70
71	72	73	74	75	76	77	78	79	80
81	82	83	84	85	86	87	88	89	90
91	92	93	94	95	96	97	98	99	100
101	102	103	104	105	106	107	108	109	110

Name _____



Count by 2's

			8	
	14			
				30
		36		

Finish the 2's Patterns

2, 6, _____, _____, _____

10, 12, _____, _____, 18, _____, _____

30, _____, _____, _____, 38, _____

22, 24, _____, _____, 30, _____, 34

8, _____, _____, 14, 16, _____, _____





Name _____



Count by 5's

				25	
	40				
		105			

What comes next?



10, 15, _____, _____, _____, _____

40, 45, _____, _____, _____, _____

70, 75, _____, _____, _____, _____

90, 95, _____, _____, _____, _____





Name _____



Count by 10's

				50	
	80				

What comes **before**?

_____, 40, 50

_____, 80, 90

_____, 50, 60

_____, 100, 110

_____, 60, 70

_____, 20, 30

_____, 90, 100

What comes **after**?

30, 40, _____

90, 100, _____

60, 70, _____

100, 110, _____

10, 20, _____

80, 90, _____

40, 50, _____



Acknowledgements & Thanks

Thank You again for download "skipping Through winter"
Skip counting BY 2's, 5's and 10's unit! After giving the activities a try, we would really appreciate you taking a quick moment to leave us feedback if you are satisfied with your download. If you are not satisfied, please email us directly at flutteringthroughfirstgrade@gmail.com

and let us know how we can better assist you.

Thanks so much!

ëïç Christy & Tammy ëïç

visit our Blog for more fun activities!

www.flutteringthroughfirstgrade.com

Like us on Facebook

www.facebook.com/flutteringthroughfirstgrade

Come Pin with us!

www.pinterest.com/fluttering1st

We'd like to thank these generous and creative designers for allowing us to use their fonts, graphics, backgrounds, and clipart. Please consider visiting their websites too.

Thank you!



www.justsocrappytoo.com

www.kevinandamanda.com/fonts

