

Let's play...

KNOCK

IT OFF

SUBTRACTION

www.dots-n-spots.com



THANK YOU

...for downloading my "Let's Play...Knock It Off-Subtraction" game boards. At the request of several customers, I have created these boards. If you are familiar with my Multiplication version, then you will love this version. Geared more towards the primary grades, your students will not realize they are practicing their basic facts. You can use these as centers, fast finishers, or 10 minute fillers. **One piece of advice** Invest in 12-sided dice for your classroom. These game boards are meant to be played with 12-sided dice. Otherwise, your students will not be able to capture all the spots on the boards.

I hope you and your students find this helpful and fun.
If you like what you see, please consider leaving me feedback.
For more lesson plan ideas, visit me at

<http://www.dots-n-spots.com/>

AND

<http://www.teacherspayteachers.com/Store/Dots-n-spots>

Thanks,

Becky

KNOCK IT OFF

Materials

1- game board per set of partners

1- 12-sided dice

20 Colored chips (10 one color, 10 a different color)

Directions

1. Students will take turns rolling the 12-sided dice. Students will subtract the number they rolled and the number at the top of their board. Always subtract the smaller number from the larger number.
2. Students will place their chip on the correct difference.
3. If the student rolls a difference and their partner has one chip on that spot, the other student will "Knock it off" and put their chip on instead.
4. Students can "capture" a spot by having both their chips on the same difference. When a spot is captured, the other player cannot knock their chip off.
5. The first player to have all their chips placed on the board wins.

KNOCK IT OFF -1

2

8

11

4

9

5

3

0

6

10

7

1

KNOCK IT OFF -2

4

10

1

9

5

8

3

1



2

7


0

6

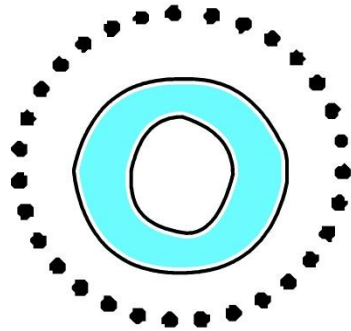
KNOCK IT OFF -3



KNOCK IT OFF -4


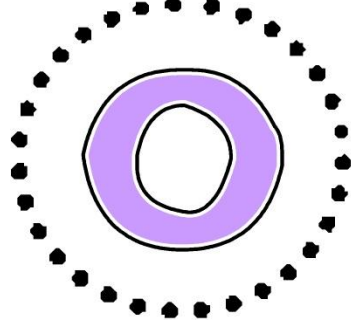



KNOCK IT OFF -5






KNOCK IT OFF

-6



KNOCK IT OFF



KNOCK IT OFF -8

4

3

5

2

2

1

6

7







0

4



3

1

KNOCK IT OFF -9



KNOCK IT OFF - 10



KNOCK IT OFF -11

3

10

0

9

1

5

8

2

6

4

1

7

KNOCK IT OFF -12

0

8

11

5

4

10

3

7

6

2

9

1